

Collections

The Tsushima Museum collects cultural heritage relating to history, archaeology, the arts, folklore, and nature.



Temple bell

Important Cultural Property
Muromachi period, 1469 (Year 3 of the Ōnin era)

This temple bell, which is associated with Seigen-ji Temple, was cast in the Ashiya foundry in Chikuzen at the request of Sō Morie and his son Motoie. The design, which incorporates the shape of Korean bells, shows the influence of artifacts from the Korean peninsula in the medieval period.

Artifacts from the Saka Shell Mound Site

Important Cultural Properties
Jōmon period, circa 2500–1500 BC

Objects excavated from a Jōmon-period site where buildings, graves, and a shell midden were preserved. Stone axes, stone arrowheads, fishhooks, shell bracelets, earthenware vessels, and other objects indicate active exchanges with various places across the sea.



Hidefumi Aoki 《Works》

1966 (Shōwa 41)

An oil painting by Aoki Hidefumi, a locally active painter on Tsushima. After working as an art teacher at a junior high school, he served as president of the Tsushima Art Association and devoted himself to promoting art in Tsushima, including through his energetic involvement in artistic exchanges between Japan and Korea.



Fishhooks handcrafted by Mitsuyama

In the course of his duties as an artillery officer for Tsushima Domain in the Edo period, Mitsuyama (満山俊蔵) devised a sturdy fishhook that would not break easily. The technique of fabricating these fishhooks has been passed down within the Mitsuyama family for generations. There are reputedly thirty-five different types among the basic models alone.



The Masanobu Aiura Collection

A collection of insect specimens amassed by Masanobu Aiura, who devoted his life to the study of natural history after moving to Tsushima. The collection, the result of many years of insect collecting, could be called a time capsule for the island ecology.



Permanent Exhibition

Division	Individual	Group (15 people or more)	Annual admission ticket (1 year per person)
General	550 yen	440 yen/person	1,650 yen
High school and university students	330 yen	260 yen/person	990 yen
Elementary and junior high school students	220 yen	170 yen/person	660 yen

※ Full exemption for people with physical and mental disabilities and up to one caregiver
※ Tsushima residents get a 110 yen exemption from the admission-fee

Special Exhibition

Varies for each exhibition.

ADDRESS : 668-2, Izuhara-machi Imayashiki,
Tsushima-shi, Nagasaki, JAPAN

T E L : (+81) 0920-53-5100

F A X : (+81) 0920-53-5111

E - m a i l : museum@city-tsushima.jp

O P E N : 9:30 a.m. - 5:00 p.m.
(Entrance until 4:30 p.m.)

CLOSED : Thursdays (Except on national holidays,
in which case, the following weekday)
New Year holidays (12/28~1/3)
※ Closed days are subject to change

Link to the website

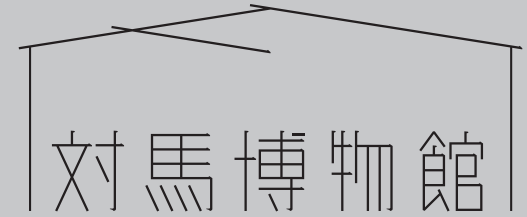
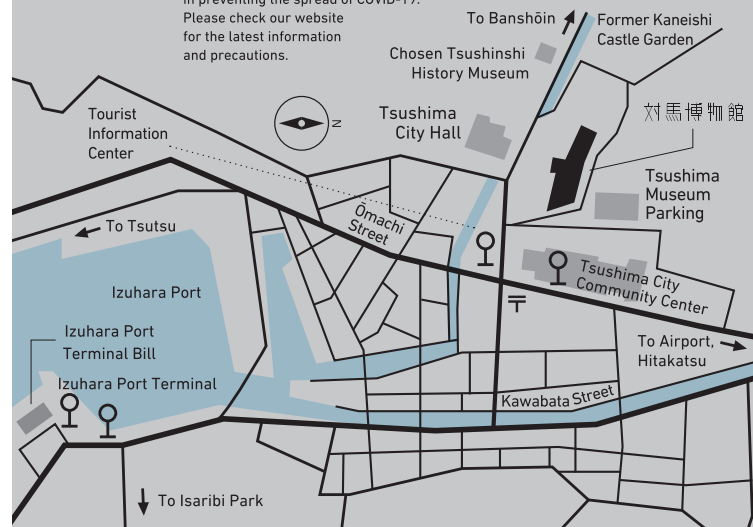


<https://tsushimamuseum.jp/>


You can check the latest information on the Tsushima Museum and tourist information!



When you visit our museum, we ask for your cooperation in preventing the spread of COVID-19. Please check our website for the latest information and precautions.



TSUSHIMA MUSEUM



Information

[English]

Sharing Tsushima, Creating fellowship Making connections

A comprehensive facility dealing with nature, history, culture, and the arts, the Tsushima Museum boasts a unique collection of materials showcasing the historical development of Tsushima, an island that has enjoyed active exchanges with the Korean peninsula and other countries on the Asian continent, as well as with the Japanese mainland, since ancient times. In addition, by carefully preserving Tsushima's cultural heritage and creating a place where visitors can learn about the island, the museum fosters a loving appreciation for Tsushima, passing on its valuable cultural heritage to future generations.

MISSION

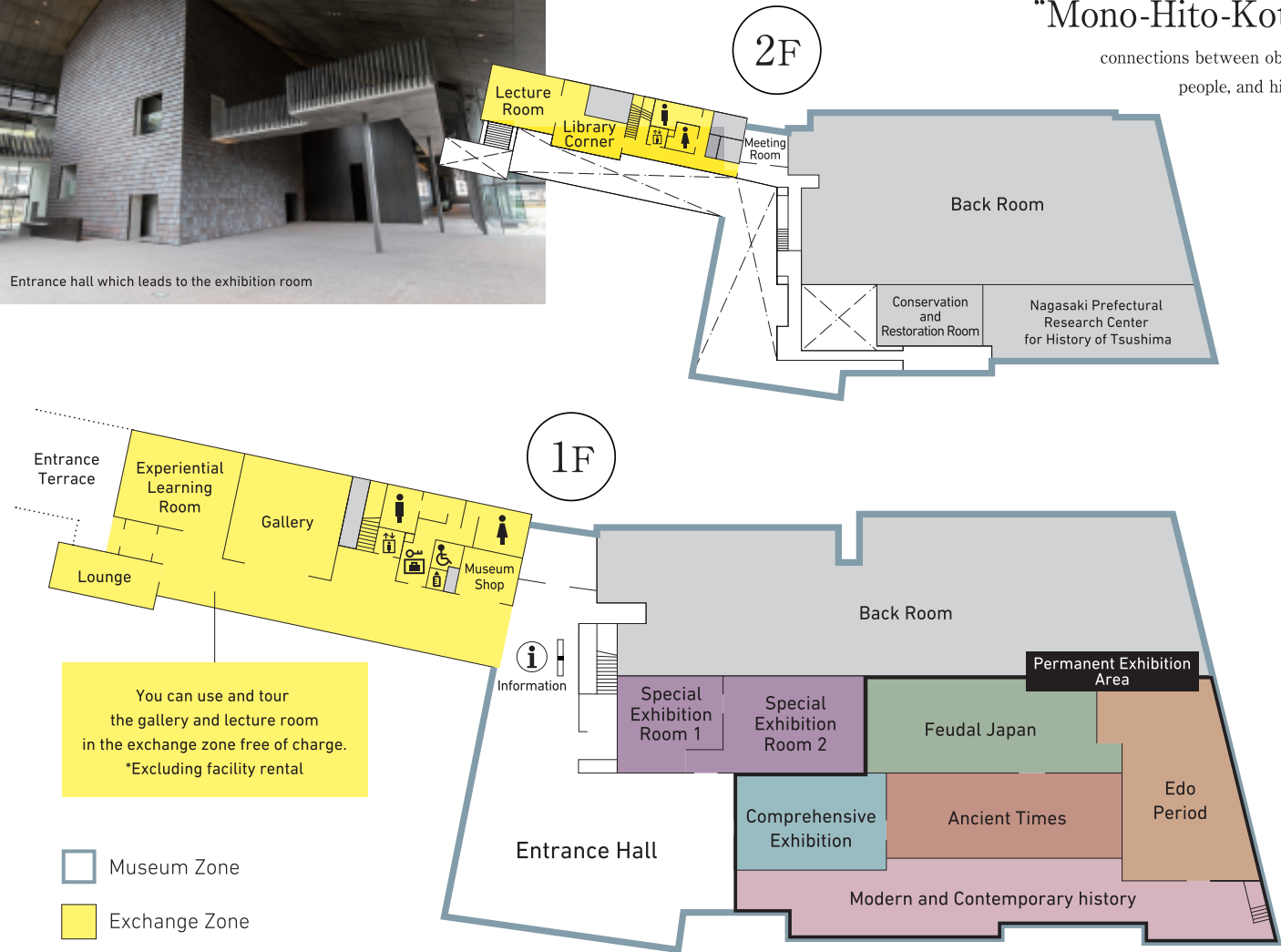
- ① Collecting, preserving, and sharing cultural heritage relating to Tsushima
- ② Studying materials and delving into Tsushima further
- ③ Preparing a place where people can gather, socialize, and make connections
- ④ Generating awareness and creating opportunities for movement
- ⑤ Giving back to the community and people of Tsushima



Entrance hall which leads to the exhibition room

A place that forges
“Mono-Hito-Koto”

connections between objects,
people, and history



Tsushima Museum carry out programs for children and families, etc. Please visit our website for details.

VARIOUS PROGRAMS



Ancient Times Exhibition Room



Feudal Japan Exhibition Room



Edo Period Exhibition Room